





- **Main applications:** Shipbuilding – Worksites – Blacksmiths – The building industry – Metal frames – Maintenance and repair
- **Welding process:** MMA with coated electrodes, cellulose made and TIG DC
- **Weldable material:** iron, stainless steel, copper, aluminum
- Reduced weight and small size allow an easy transport
- Reliable and easy of use
- Spark starting smooth and without recoiling


EL 230 MMA welder... ...and even CITOFLEX® cellulose electrodes are not a problem


 Pilot lamp for main switch


 Pilot lamp for overheating

 An easy inversion of the poles (mass on + and TIG torch on -) allows the use of these generators in scratch TIG welding too, as well as MMA. This way is suggested the use of the TIG torch T150

 Thermic sensor

 Forced air cooling

 These generators are realized in "Converter ICEB" technology, which, by the use of low voltage components, offers an higher degree of reliability.

 The CH version EL 230, has been specially studied for the use of cellulose electrodes (Citoflex), for the welding, for example, of tightness pipes.

 Generator equipped with wheels



Generator EL 230 CH
cod. ord. ELR0C023A000



Optional remote control RC1 for the settings of current and wire speed. until 15 mt.

Cod. ord.
ACC0COMD0000 - mt. 8
ACC0COMD0002 - mt. 15



All ICEB generators, CE marked, are conform to standards for electrical and for electromagnetic compatibility (EN 60974-1, IEC 947-1, EN 50192, EN 50199)



TIG TORCH T 150: as to TIG torches with tap, this model opens and closes gas by a pushbutton, very convenient and useful to avoid back of flames and waste of gas.













PRESSURE REDUCER
for TIG welding
Cod. ord. ACC2RIDU0071

ECONOMICAL KIT OF ACCESSORIES: composed by mask, ground cable, electrode holder cable, pick-hammer, brush, glass
Cod. ord. ACC2KITS0000



TECHNICAL DATA

		EL 230 CH
 Main voltage	Ph x V	3x400
 Maximum absorbed current	A (400V)	14
 Primary fuse	A	16
 Current range	A	20-230
 No-load voltage	V	80
DUTY CYCLE	A 100%	160
 Duty cycle of welding and plasma cutting generators represents the most important aspect as it shows the working sessions and pause sessions of the machine during the different levels of current used. As reported in European standards, these data make reference to working cycles of 10 minutes. A current data indicated, for example at 60% means that the machine can work, without intervention of the thermic, for 6 continuative minutes, followed by 4 minutes of pause. Obviously, with higher duty cycles, there will be less stops of the machine with that specific level of current	A 35%	230
 Diameter of usable electrodes	mm	1,5-4
 Protection class	IP	21
 Size (length - width - height)	mm	570x335x465
 Weight	Kg	47



www.icebsaldatrici.com

E-mail: iceb@icebsaldatrici.com

ICEB SALDATRICI SRL - VIA ROSSINI 20-22 - 40050 VILLANOVA (BO) - ITALY

Tel +39 051 781727 - Fax +39 051 781537

Rivenditore Autorizzato