



- **Main applications:** Light metal frames, Blacksmiths, The transportation industry, Plants for food industry, Maintenance and repair
- **Welding process:** MIG-MAG and PULSED IRON, PULSED STAINLESS STEEL, PULSED ALUMINUM
- **Weldable materials:** Iron, stainless steel, aluminum.
- In built water cooling unit inside generator
- Specially designed for the welding of steels and light alloys
- Regulation of the width of the weld bead
- Separate wire feeder with constant wire feed tanks to the DC gear motor (permanent magnet), with electronic control and automatic brake


The easy way for stainless steel and aluminum!


 On request, machines can be built with other standard main voltages used in different foreign countries.


 Thermic sensor


 EURO torch connection


 Generator and wire feeder are equipped with wheels


 Electronic current adjustment on the wire feeder panel

 Forced air cooling

 Copper winding on the transformer.

 Torch cooling system by liquid integrated inside the generators "W" (models). It is highly recommended to use only original ICEB "COOL 10" liquid in the cooling circuit

 The separate 4 rolls wire feeder, can be brought near to the welding area thanks to extension cables (up to 15 mt)

 Pilot lamp for main switch



MODULARC 2640 W



All ICEB generators, CE marked, are conform to standards for electrical and for electro-magnetic compatibility (EN 60974-1, IEC 947-1, EN 50192, EN 50199)

- Cylinder accomodation

WIRE FEEDER TR 24

4 Rolls wire feeder with DC permanent magnet gear motor with electronic control and automatic brake.



2 – 4 Times

By a selector, is possible to set the torch pushbutton in standard 2 times work (pressure-on, release-off) or in automatic 4 times (pressure and release-on, pressure and release-off)



Optional remote control for the settings of current and wire speed.







Cod. ACC0COMD0001 - mt. 8






Cod. ACC0COMD0003 - mt. 15

Cod. ACC0COMD0005 - mt. 25



Digital Ammeter - Voltmeter

TECHNICAL DATA	MODULARC 2640 W	
 Main voltage	Ph x V	3x400
 Maximum absorbed current	A	35 (40 PULS)
 Primary fuse	A	40
 Current range	A	30-400
 Max no-load voltage	V	49
 Weight	Kg	195

TECHNICAL DATA	MODULARC 2640 W	
DUTY CYCLE As reported in European standards, these data make reference to working cycles of 10 minutes. A current data indicated, for example at 60% means that the machine can work, without intervention of the thermic, for 6 continuative minutes, followed by 4 minutes of pause. Obviously, with higher duty cycles, there will be less stops of the machine with that specific level of current.	A 100%	300 (330 PULS)
	A 60%	350 (400 PULS)
 Diameter of wire which can be used Spools of 15 kg diameter 300 mm	mm	0,8-1,6 (1-1,2 PULS)
 N. of rolls	N.	4
 Protection class	IP	21
 Size (length - width - height)	mm	1115 X 560 X 880

Ci riserviamo di apportare le modifiche opportune senza l'obbligo di tempestivo preavviso - We reserve the right to make changes without prior notice



www.icebsaldatrici.com

E-mail: iceb@icebsaldatrici.com

ICEB SALDATRICI SRL - VIA ROSSINI 20-22 - 40050 VILLANOVA (BO) - ITALY

Tel +39 051 781727 - Fax +39 051 781537

Rivenditore Autorizzato